

Simple Control Indicator

SI 4010R



Feature

- Wide FND display type
- Weighing mode : Limit mode(Low, High)

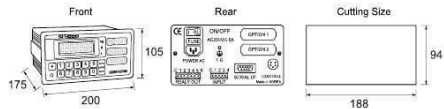
SI 4100



Feature

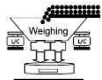
- Weighing mode : Limit mode, Packer mode, Checker mode, Accumulating mode

Physical Dimension [Unit:mm]

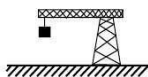


INDICATOR

		SI 4010R	SI 4100
ANALOG PART	Input Sensitivity	Min. 0.2 μ N / Digit	
	Load Cell Excitation	DC 10V (\pm 5V)	
	Non-Linearity	0.005% of Full Scale	
	Input Signal	Max 3.2 mV/V	
	A/D Method & Sampling	Max 500 times / sec, Sigma-Delta	
DISPLAY PART	Resolution	Internal : 1/520,000 (19 bit), External: 1/20,000	
	Main Display	7 Segment, 6 Digit Red FND, H = 25.4mm	7 Segment, 7 Digit Green VFD, H = 12.7mm
	Sub Display	NONE	
GENERAL PART	" \heartsuit " Status Lamp	NONE	STEADY, ZERO, TARE, RUN, HOLD, PRINT, COMM
	\varnothing 2 Red LED Status Lamp	STEADY, ZERO, TARE, g, kg, t	SP1, SP2, SP3, SP4, g, kg, t
	Power Supply	AC 110/220V, 50/60Hz, About 30W	
	Operating Condition	Temperature : -10°C ~ +40°C, Humidity : Under 85% RH	
	Size / Weight	(W)200 x(H)105 x(D)175 mm / Gross 4.0 kg	
	Communication	RS232C & Current Loop	
	External Input	4 EA	
	Relay Output	3 EA	6 EA
OPTION	Analog Output 0-10V, 4-20mA / Serial Interface RS232C, RS422, RS485 / BCD Input / BCD Output / Ethernet		



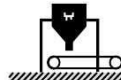
Auto Packer



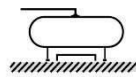
Crane Scale



Tester



Conveyer Scale



Tank Scale